

Oklahoma Stray (Hugh Prestwood)

I have derived the chord charts and tablature for this song from listening to and watching Michael's performance at the house concert in 2006. I never got a chance to see him perform personally and I am the poorer for that. But through MJBLUE his music lives on, and I do my best.

I have endeavoured to be as accurate as possible so this is pretty much how the notes play. I have written the tab for the first verse, bridge and choruses to give a good idea on how to perform the entire song. Michael rarely played the same verses, or entire songs the same way twice anyway, as has been noted elsewhere. And in video version Michael has his guitar tuned a half step down.

Notes follow on page 2 outlining the progression through the tablature using (I hope correctly) standard musical symbols as well as plain English directions. Hopefully you can understand it.

It should be kept in mind that while music needs to be structured, it mustn't be 'rigid.' There is a difference. I have indicated a well-paced tempo to give a general guideline of how fast to play BUT I note that this song particularly alters tempo quite a lot, to overall great effect.

If you haven't tried this song yet, or if you have and got stuck somewhere give it a go. I don't profess to know all the intricacies, nor do I go in for labels; beginner, novice, advanced sort of thing. I have been playing for a lot of years and am still learning.

And of course my thanks to Paul Ashley who gave me the idea to do this for you.

Enjoy,

Dale Dickson

January 2019

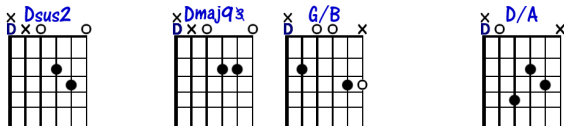
Amended May 2020

<https://youtu.be/GuSmPwQ4BIM> 1:23:45 mark (video)

OKLAHOMA STRAY (Hugh Prestwood)

MICHAEL JOHNSON

Tuning - Drop D
Capo - x
Tempo - 68



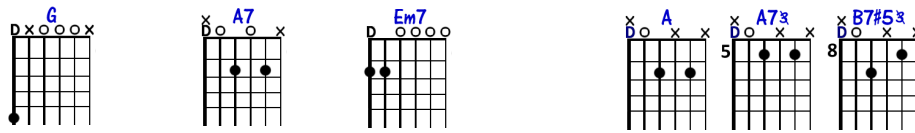
Baby once in Oklahoma I took in a stray cat



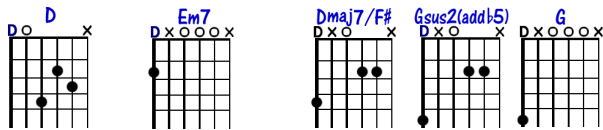
I came home from work one day and there she sat



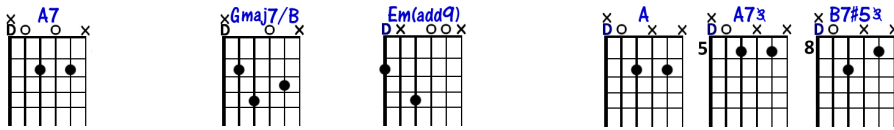
Someone long before me had injured her so much



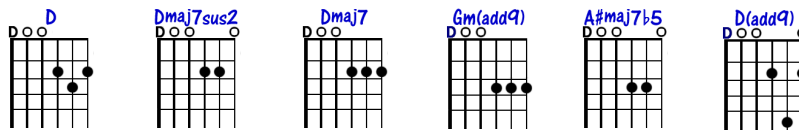
Although I fed her for a year, never did we touch



Some hearts truly



Maybe some hearts truly.....

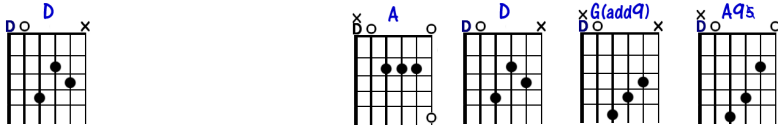


truly break

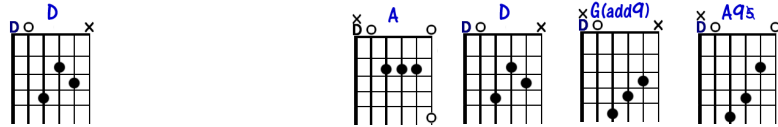
Well I swear nobody chooses to live a life alone
But I guess trust just drains away when hearts cut to the bone
God forbid I lose you 'cause baby come that day
I swear I will be just another Oklahoma stray

OKLAHOMA STRAY - 2

Chorus



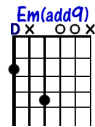
Nothing is more gentle



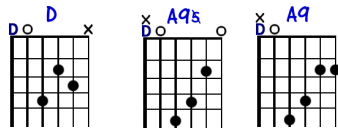
Nothing is more fragile



Nothing more in danger



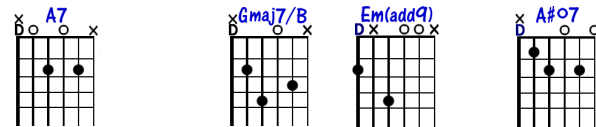
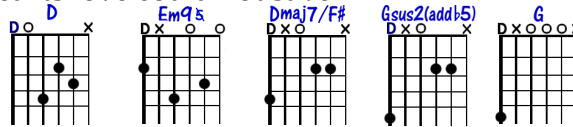
Nothing more courageous



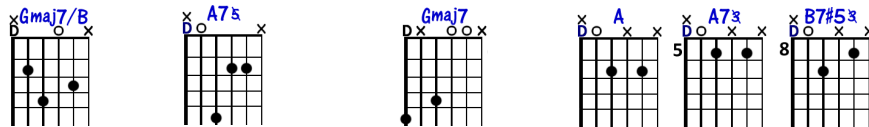
than an open heart

Baby once in Oklahoma I took in a stray
 Then one night I found her on the roadside where she lay
 Then at last I held her and then I dug a grave
 I cried for her and cried for all the hearts love could not save

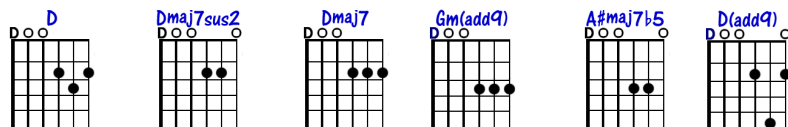
first line instrumental



Maybe some hearts truly



Maybe some hearts truly.....



truly break

♩ 9

1. Baby Once in O...kla.ho...ma I took in a stray cat I came home from work one day there she sat
 swear no...body chooses to live a life a...lone but I guess trust just drains aw...ay when hearts cut to the bone
 once in O...kla.ho...ma I took in a stray and then one night I found her on the road...side where she lay

someone long be...fore me God for...bid I lose you then at last I held her
 had in...jured her so much 'cause ba...by on that day and then I dug a grave
 although I fed her for a year I swear I will be just an...other I cried for her and cried for all the hearts
 never did we touch Okla..homa stray love could not save.

Some hearts tru...ly may...be some hearts tru...ly

tru...ly break. 2. Oh, I Nothing is more

gen.....tle nothing is more fra.....gile nothing more in

dan....ger nothing more coura.....geous than an open heart 3. Baby

♩ (slowly)

may...be some hearts tru...ly

may...be some hearts tru...ly tru...ly break.

AB Oklahoma Stray

by Hugh Prestwood

(DADGBE)

$\frac{4}{4}$

capo 0
tempo 68

Michael Johnson
tabature by Dale Dickson
2 of 2

NOTES:

play this for bar 4 in verses 2 & 3

Song progression...

play first verse to end of bar 15 **1.**,

play second verse from bar 1, skipping bar 15 playing bar 16 **2.**, then

continue from bar 17 to end of bar 24, then back to beginning for 3rd verse,

the D.S. al \oplus at bar 24 means go to the 'sign' \otimes in this case at bar 1, play to the coda \oplus end of bar 8, then instead of continuing to bar 9, you play from the next coda \oplus at bar 25 and play to the end.