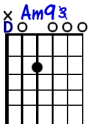
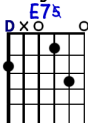


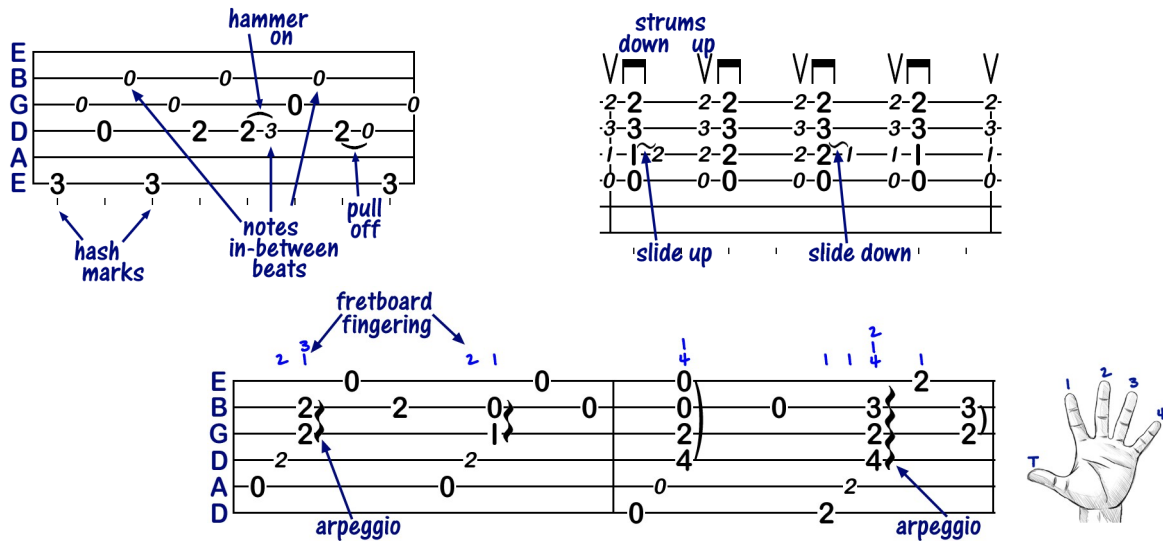
A Note on Chord Charts and Tablature











Concerning the note diagrams in my chord charts,
 With very few exceptions the names of the chords are musically accurate.

Where you see chords identified like this  or this,  and the E7 is missing the 5th note (B)
 The D over the base E string indicates this string is tuned to D (Drop D tuning).

Since there is no standard convention for guitar tablature this is what I use:

I usually provide small hash marks under the first 4 bars or so to indicate the song's accented beats. Any notes played between the beats are shown in smaller, italic font.



- This  means hammer on the next note.
- This  means pull off the note.
- This  means slide up to the next note.
- This  means slide down to the next note.
- This  means let the notes draw themselves out
- This  means pluck all notes within the bracket together, as one.
- These   mean 'strum' the notes, in one fluid motion, down  toward the treble, or up toward the base strings.
- This  means pluck the notes in quick succession (arpeggio).

I hope it makes sense.